

2023 INTERNATIONAL MARKET UPDATE UNITED KINGDOM

MARKET OVERVIEW

Results based on year ending June 2023

- United Kingdom is South Australia's largest inbound market with visitor expenditure increasing 32% on pre-Covid levels.
- UK visitors are affluent experience seekers who generally travel without children looking for authentic and immersive experiences.
- The majority of UK visitors will book their travel to Australia through a travel agent due to distance, security, and complexity in booking many components. Research and planning however happen online by consumers before seeking advice from travel agents.
- Key demand driving experiences include nature and wildlife, coastal and aquatic, food and wine. Road trips and train journeys have strong appeal to the UK visitor.
- Emerging trends include travel planning shifting to 'Always On' discovery due to social media. 'Escaping the everyday' is a non-negotiable when it comes to a holiday and sustainable practises are expected by consumers.
- 42% of visits are for the purpose of Holiday, 56% for Visiting Friends & Relatives (VFR).
- 69% of UK visitors to South Australia have been to Australia before.

SNAPSHOT OF CURRENT STATISTICS

Results based on year ending June 2023

VISITORS



NIGHTS



EXPENDITURE



AVERAGE SPEND



AVERAGE LENGTH OF STAY



INTERNATIONAL RANKING IN SOUTH AUSTRALIA

- #1** FOR VISITORS
- #3** FOR NIGHTS
- #4** FOR EXPENDITURE

#A high average due to VFR.

AIR ACCESS

UNITED KINGDOM



Key Connecting Airlines

Qatar Airways (QR)
Singapore Airlines (SQ)
Malaysia Airlines (MH)

Multiple airlines offering connections via other Australian Airports

FAST FACTS & FIGURES

Annual average of 2017-2019 figures

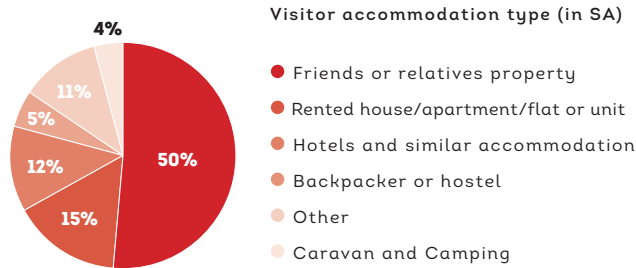
UNITED KINGDOM	HOLIDAY	VFR [^]	BUSINESS	OTHER	TOTAL
Visits (SA)	37	30	5	3	67
Visits (AUS)	392	427	64	101	683
Nights (SA)	264	554	70	106	994
Nights (AUS)	9,503	8,364	840	3,150	21,857
ALOS[^] - Nights (SA)	7	18	14	35	15
ALOS[^] - Nights (AUS)	24	20	13	31	32
Expenditure					\$81M

(\$.000)

[^] ALOS = Average Length Of Stay, VFR = Visiting Friends and Relatives.

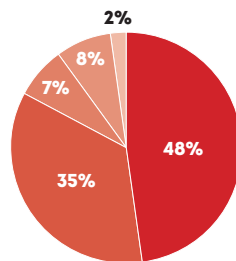
VISITOR ACCOMMODATION TYPE & TRAVEL PARTY DESCRIPTIONS

Annual average of 2017-2019 figures - current year samples not yet sizeable enough



Travel party description (to SA)

- Unaccompanied
- Adult couple
- Family group
- Friends/relatives travelling together
- Business



IMPORTANCE FACTORS

Data from Consumer Demand Project (CDP) report - August 2023



55%

Safety and security

VS. 33% GLOBAL AGGREGATE



42%

Value for money

VS. 37% GLOBAL AGGREGATE



41%

Good food and wine

VS. 37% GLOBAL AGGREGATE



38%

Friendly citizens

VS. 31% GLOBAL AGGREGATE



32%

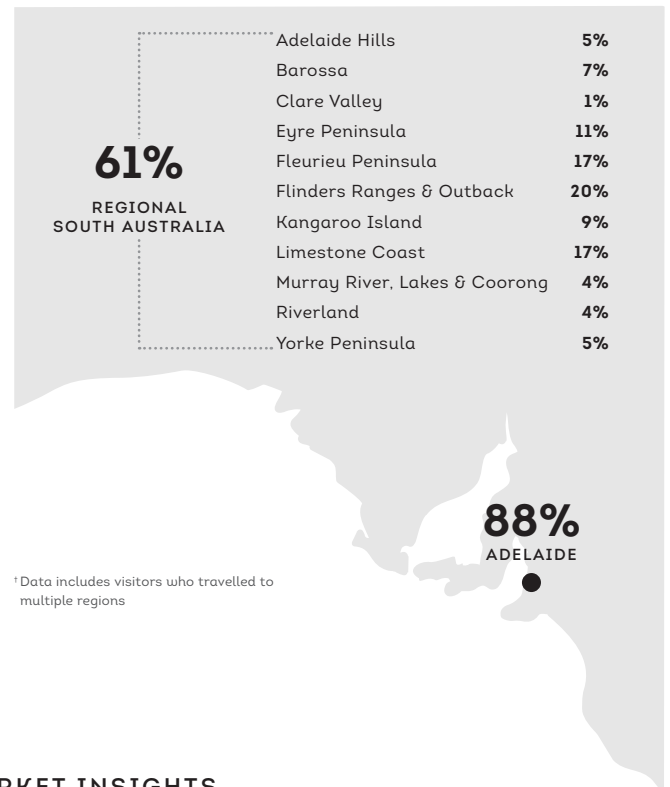
World class beauty and nature

VS. 40% GLOBAL AGGREGATE

GLOBAL AGGREGATE: This is from the Consumer Demand Project research conducted quarterly by Tourism Australia in 12 key international markets for Australia. Global aggregate refers to the average across all these markets.

VISITOR DISPERSAL[†]

Annual average of 2017-2019 figures - current year samples not yet sizeable enough



MARKET INSIGHTS

- The SATC continues to foster strong relationships with key distribution partners, inbound tour operators and Tourism Australia. These partners are critical to ensuring awareness of South Australia's key messaging, bringing new product to market and supporting product development, communications and itinerary building.
- The SATC continues to develop strong relationships with airlines, to drive strong passenger numbers to South Australia.
- Storytelling is key, providing depth into the authenticity and diversity of the state and experiences. The SATC undertakes integrated co-operative campaigns with key partners who have strong digital marketing channels, are committed to include consumer facing activity, and have the ability to convert demand.
- Luxury travel is set to outperform the market while tailor-made adventures and unique experiences in 'new destinations' are in great demand.
- UK consumers are seeking value for money and quality, but would still prefer to pay a higher price than get a lesser experience - they would rather travel less often than feel like they were getting a 'watered-down' lower quality holiday.
- South Australia provides distance from the masses and intimate holiday experiences with non-touristy locations in favour of overpopulated regions and experiences operated by large commercial entities.
- Highlight sustainability practises and credentials as UK travellers consider sustainability as an expected not an extra.
- UK is the largest market for working holiday makers, and an important segment for length of stay and dispersal.

TARGET MARKET PROFILE



Primary

High value travellers who have the time and propensity to travel long-haul, spend two to three times more than the average traveller, and look for local food and wine experiences. Nature-based experiences are important when choosing a holiday destination and they disperse widely throughout Australia.



Secondary

Youth and Working Holiday Visa (WHV)[§] holders who have a longer length of stay in Australia, wide regional dispersal and higher spend.

[§]The free trade agreement has increased the age to 35.

INFORMATION SOURCES

Annual average of 2017-2019 figures – current year samples not yet sizeable enough



47%

Internet



47%

Friend/relative in Australia or visited



32%

Previous visit(s)



15%

Other



13%

Travel agent



10%

Travel book or guide



7%

Did not get any information

CONTRACTING & BROCHURE TIMES

Brochure contracting and production takes place from July to October for release in November/December. Brochure validity is 1 April – 31 March. Many companies include product on websites.

TOP 3 BARRIERS TO VISITING AUSTRALIA

Data from Consumer Demand Project (CDP) report – August 2023



It is too far to travel



Expensive airfares



High cost of travelling around

UNITED KINGDOM CHECKLIST

Consider the following points when targeting travellers from the UK:

- ✓ **Highlight accessibility from Adelaide.** For example, Kangaroo Island is a short 30-minute flight from Adelaide or Flinders Ranges is an easy 5-hour drive from Adelaide via the wineries in the Clare Valley.
- ✓ **UK visitors rarely visit one state and they're likely to be combining South Australia with at least one or two more states.** They are limited on time so make it clear why they must include your product in their itinerary. **Be uniquely South Australian.**
- ✓ **Showcase wildlife in the wild experiences** (land and sea) and the great South Australian outdoors.
- ✓ **Highlight if owner operated or using local guides** – it's a key unique selling point in South Australia and provides guests with an authentic experience.
- ✓ **Consider including multiple types of experiences** within the product. For example, combine wine with a cultural experience.

KEY TRADE PARTNERS

KEY WHOLESALE PARTNERS	INBOUND REPRESENTATIVE COMPANY IN AUSTRALIA
<ul style="list-style-type: none"> • Barrhead Travel • Audley Travel • Gold Medal • Lotus/Dial A Flight • Trailfinders • Travelbag • Cox & Kings 	ATS Pacific
<ul style="list-style-type: none"> • Destinology • Discover the World • Freedom Destinations • If Only • Lotus/Dial A Flight • Original Travel • Premier Holidays • Steppes Travel • Trailfinders • Wexas 	Pan Pacific
<ul style="list-style-type: none"> • Turquoise Holidays • Travel Counsellors • Travel Nation • First Class Holidays • Hays Travel • Prestige Travel • ITC Luxury Travel 	Southern World
<ul style="list-style-type: none"> • Elegant Resorts • ITC Luxury Travel 	Southern Crossings
<ul style="list-style-type: none"> • Kuoni • Titan Travel 	AOT
<ul style="list-style-type: none"> • Audley Travel 	Goway
<ul style="list-style-type: none"> • Cox & Kings 	Direct through A&K
<ul style="list-style-type: none"> • Flight Centre 	Direct/Inhouse
<ul style="list-style-type: none"> • Trailfinders 	Direct
<ul style="list-style-type: none"> • Abercrombie & Kent 	Direct/Inhouse

TOP TRAVEL RESOURCES

The Telegraph

THE TIMES

Wanderlust

Daily Mail

NATIONAL GEOGRAPHIC TRAVELLER

TOP ONLINE TRAVEL AGENTS

Expedia

Skyscanner

Tripadvisor

Booking.com

secret Escapes

CONTACTS

ADELAIDE

Martin Kaesler

Manager, Global Markets
martin.kaesler@sa.gov.au

UK & EUROPE

Janice Kurrle

Regional Manager, UK & Europe
janice.kurrle@adelaide.com



Source: International Visitor Survey Dec 17, Dec 18, Dec 19 and June 23 conducted by Tourism Research Australia, Consumer Demand Project (CDP) Aug 23. Unless otherwise stated, all data refers to the Annual Average results for the 3 years from Dec 2017 to Dec 2019. Totals may not add to 100% due to rounding. VFR = Visiting Friends and Relatives. ALOS = Average Length of Stay (Nights).

Disclaimer: This summary has been prepared by the South Australian Tourism Commission (SATC) in good faith. While every care has been taken in preparing the information, the SATC does not represent or warrant that it is correct, complete, or suitable for the purposes for which you wish to use it. By using this information you acknowledge that it is provided by SATC without any responsibility on behalf of the SATC and agree to release and indemnify the SATC for any loss or damage that you or any third party may suffer as a result of your reliance on this information. Produced by the South Australian Tourism Commission October 2023.